



Water soluble. Easily absorbed
World-leading polyphenols for precision health

RenoSage™

850% | *Most bioavailable luteolin*
brain health support & uric acid control

- 84,000X Aqueous solubility
- 8.5X Superior bioavailability
- Scientific proven efficacy
- International innovation gold awards



High solubility
High bioavailability

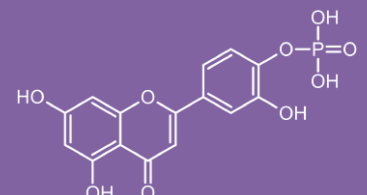


Small molecule
Fast absorption



Efficient delivery
Maximum efficacy

RenoSage™ — a breakthrough fermented chrysanthemum polyphenol powered by RenoSorb™ postbiotic exo-delivery technology. Standardized with highly water-soluble luteolin phosphate, it ensures superior absorption and efficacy, unleashing nature's restorative power. Luteolin, a potent antioxidant and anti-inflammatory agent, is capable of crossing the BBB, enabling RenoSage™ to deliver neuroprotective, immune-modulating, and anti-inflammatory benefits for brain and neural wellness while also inhibiting XO to support healthy uric acid and metabolic balance.



Luteolin phosphate

RenoSage™

Most bioavailable luteolin
brain health support & uric acid control



BRAIN HEALTH



NEURO HEALTH



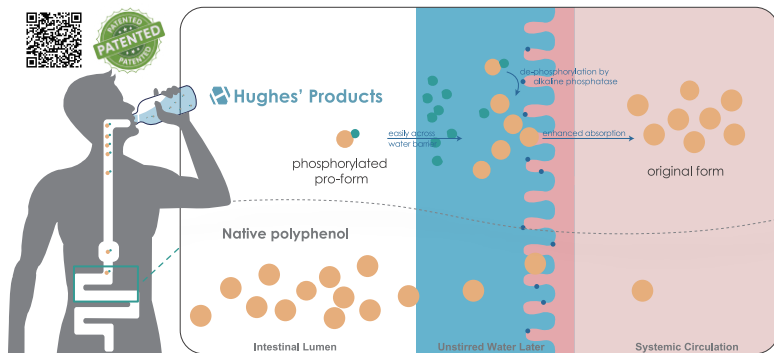
LUNG HEALTH



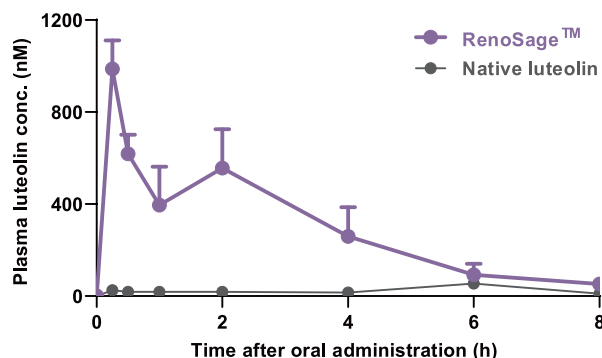
URIC ACID CONTROL

RenoSorb™ Technology platform

Next Generation pharma-grade postbiotics exo-precursor delivery technology



Pharmacokinetic profile 8.5x better absorption



Mean plasma concentration-time profiles of luteolin in rats after oral administration of native luteolin and RenoSage™ at 175 µmol/kg bw. Data are mean ± SE (n = 4).

Antioxidants 2024, 13, 1530

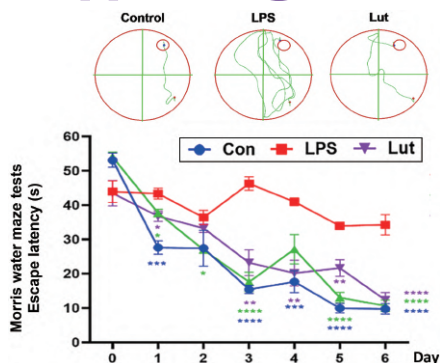


Vitafoods Europe
2023 Startup Innovation Challenge Award
Finalist

2025 Gold Award Winner, Taipei Biotech Awards — The Biotech Oscars “Innovative Technology Award (Applied Biotechnology)”

2023 Top 5 Global Finalist, Vitafoods Europe Startup Challenge Award “Most Innovative Technology Supporting the Nutraceutical Industry”

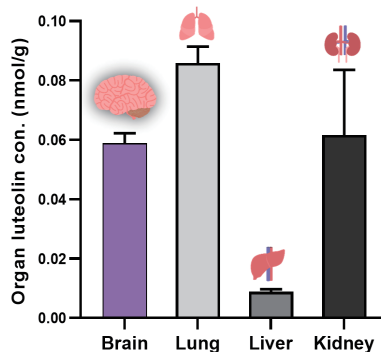
Support cognitive function



Effects of luteolin on LPS-induced cognitive learning and spatial memory impairment in Morris water maze tests. Mice received luteolin (120 mg/kg/day) for 14 days and LPS (250 µg/kg/day) for 7 days before the test started. (p < 0.0001).

Neurotoxicity Research 39 (2021): 1800-1811.

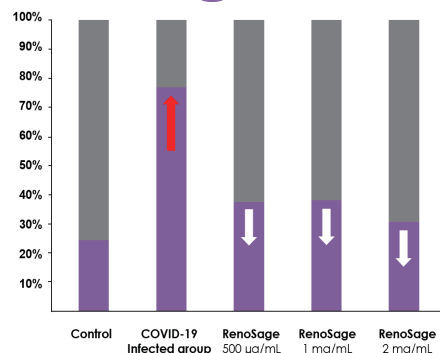
Tissue distribution profile



Tissue distribution of luteolin in rat at 4 hours after oral administration of RenoSage™. Values are expressed as mean ± SD of each compound in targeted tissues (nmol/g) obtained from 5 rats.

Unpublished data

Promote mitochondrial recovery following COVID-19 Infection

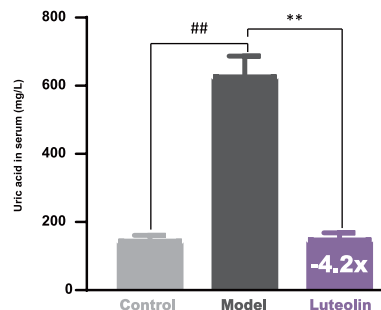


JC-1 Mitochondrial Membrane Potential Dye
■ Normal membrane potential (healthy mitochondria)
■ Decreased membrane potential (damaged mitochondria)

In the early stage of infection, increased green fluorescence indicates viral infection-induced mitochondrial damage. RenoSage™ demonstrated the restoration of membrane potential and protection of mitochondrial function.

Unpublished data

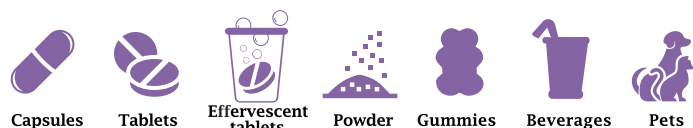
Uric acid control



Effects of luteolin on uric acid in serum of PO-induced hyperuricemia mice. Data represent mean ± SEM for 10 mice. Mice were administered with luteolin for 7 days (100 mg/kg/day) or treated with only vehicle (saline 10 ml/kg/day) as model group. (##p < 0.01) (**p < 0.01).

Phytomedicine 41 (2018): 54-61.

Recommended dose: 100-200 mg



ISO 22000

HALAL

Vegan

GMO

Gluten

ETO

Hughes Biotechnology Co., Ltd.

ADD 12F.-2, No.420, Sec.1, Keelung Rd., Xinyi Dist., Taipei City 110, Taiwan

TEL +886-2-2758-2232

WEB <http://www.hughesbiotech.com/>

MAIL service@hughesbiotech.com



Hughes
Biotechnology